

Operation about Update of CAN BUSII Adaptor

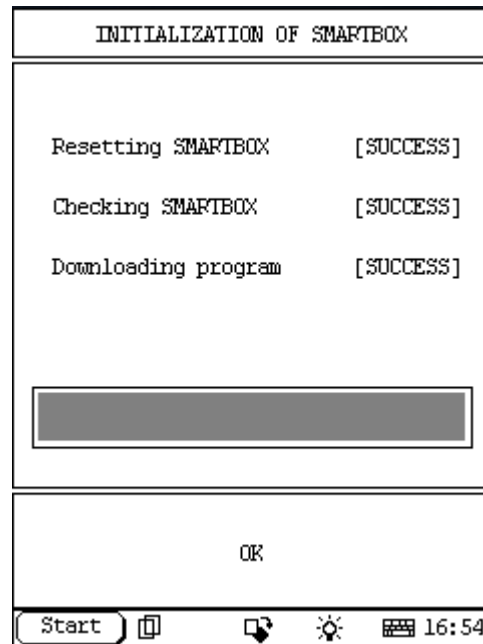
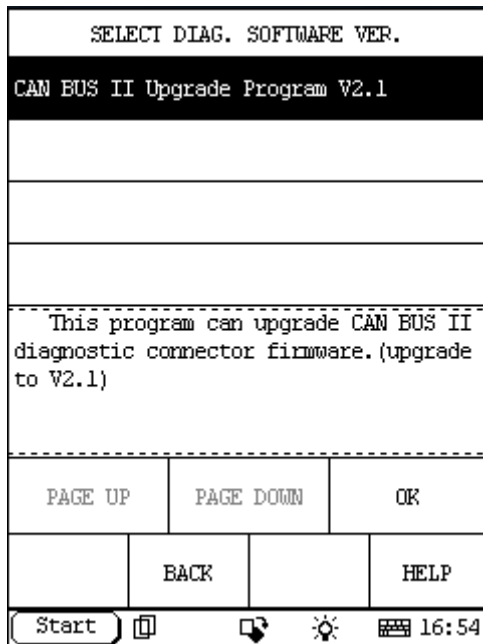

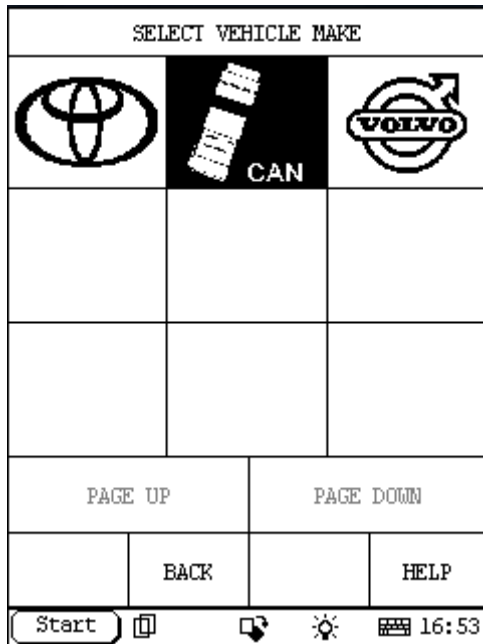
Recently Launch updates the software embedded into CAN BUS II adaptor, and the update program is on the website: www.x431.com. See below figure:

Number	Software Name	Latest version	Release date	Download Version	Language	
a	X431 SYSTEM DATA	10.82	2007-05-14	10.82	English	Down
b	X431 DISPLAY PROGRAM	14.12	2006-06-29	14.12	English	Down
c	X-431DISPLAY	14.24	2007-11-06	14.24	English	Down
d	X431 UPDATE TOOLS	5.0	2007-07-18	5.0	English	Down
<input type="checkbox"/> Show all						
<input type="checkbox"/> 1	X431-PCLINK(CF)	2.01	2005-11-03	2.01	English	View Down
<input type="checkbox"/> 2	CAN_UPGRADE	2.1	2007-12-25	2.1	English	View Down


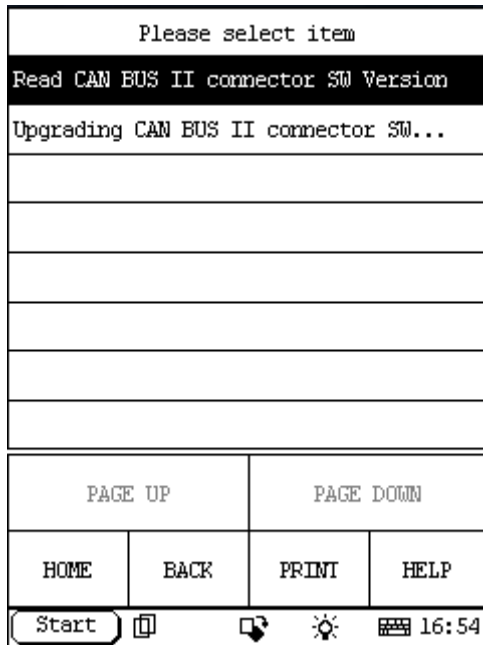
Registered user can down the update program from the website. The way for CAN BUS II update is similar to that of diagnostic software. Updated CAN BUS II adapter can be compatible with more models.

Update steps:

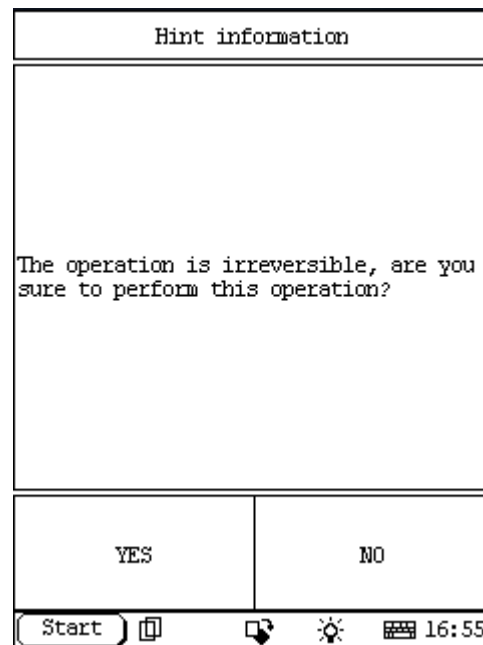

1. Logon to www.x431.com, download CAN BUS II adaptor update program.
2. Connect one end of main cable to X431, the other end of main cable to CAN BUS II for power.
3. Turn on X431, enter diagnostic menu, select CAN BUS II icon, and enter the update menu after initialization complete.

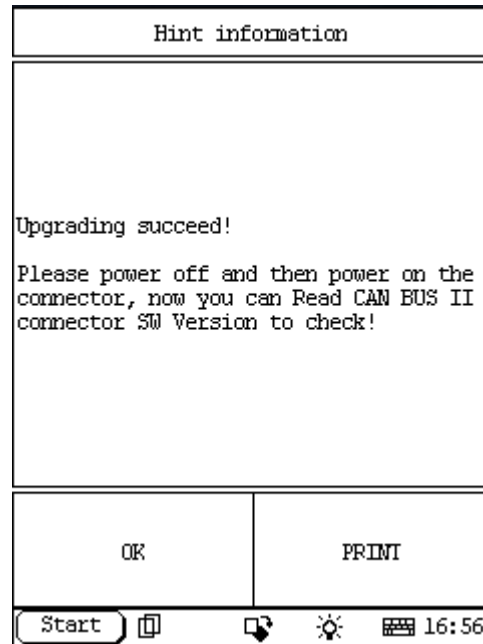
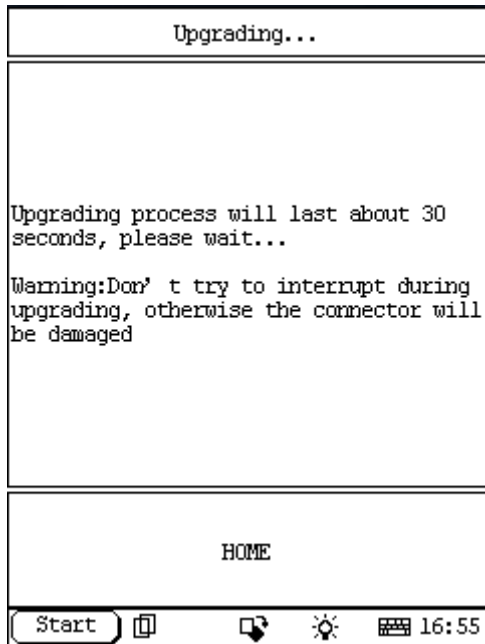


4. Check the version of CAN BUS II update program, if the current version is as same as the downloaded version, it doesn't need to update; if the current version is lower than the downloaded version, it needs to.



5. Update the program following the prompts.





6. Check the version again. If the current version is the same with the downloaded version, it says that update successful; if not, please check CAN BUS II adaptor, main cable and the connection between main cable and X431. And do operation from step 2 to step 6 again.

